



**ADE SERIES**  
3" Deep Well  
Submersible Pump

## APPLICATIONS

- Water supply from tank, reservoir, and well
- Residential for various purposes
- Domestic water supply

## FEATURES

- Excellent resistance against corrosion with fully stainless steel casing; and cast stainless steel pump discharge outlet and bracket
- Greater tolerance against sand through sophisticated hydraulic design and the use of engineered thermoplastic material for impeller that has superior wear resistance properties.
- Protection against water hammering with built-in check valve.
- Specially designed motor winding to operate within wide range of voltage supply.
- Control box protect motor against overload.

## SPECIFICATION

- Flow: up to 5.4m<sup>3</sup>/hr
- Head up to 150m at 50Hz
- Motor input voltage range: 170V to 230V, Single Phase
- Motor type: Rewindable Oil-filled motor

## Available on Request

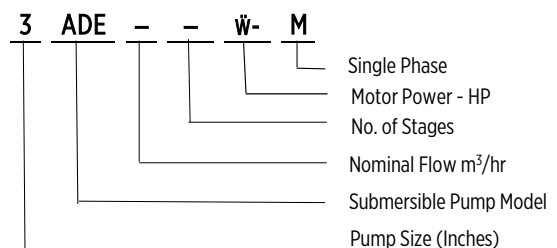
- Customized lead length
- 3 Phase motor
- Different pump discharge sizes

## MATERIAL OF CONSTRUCTION

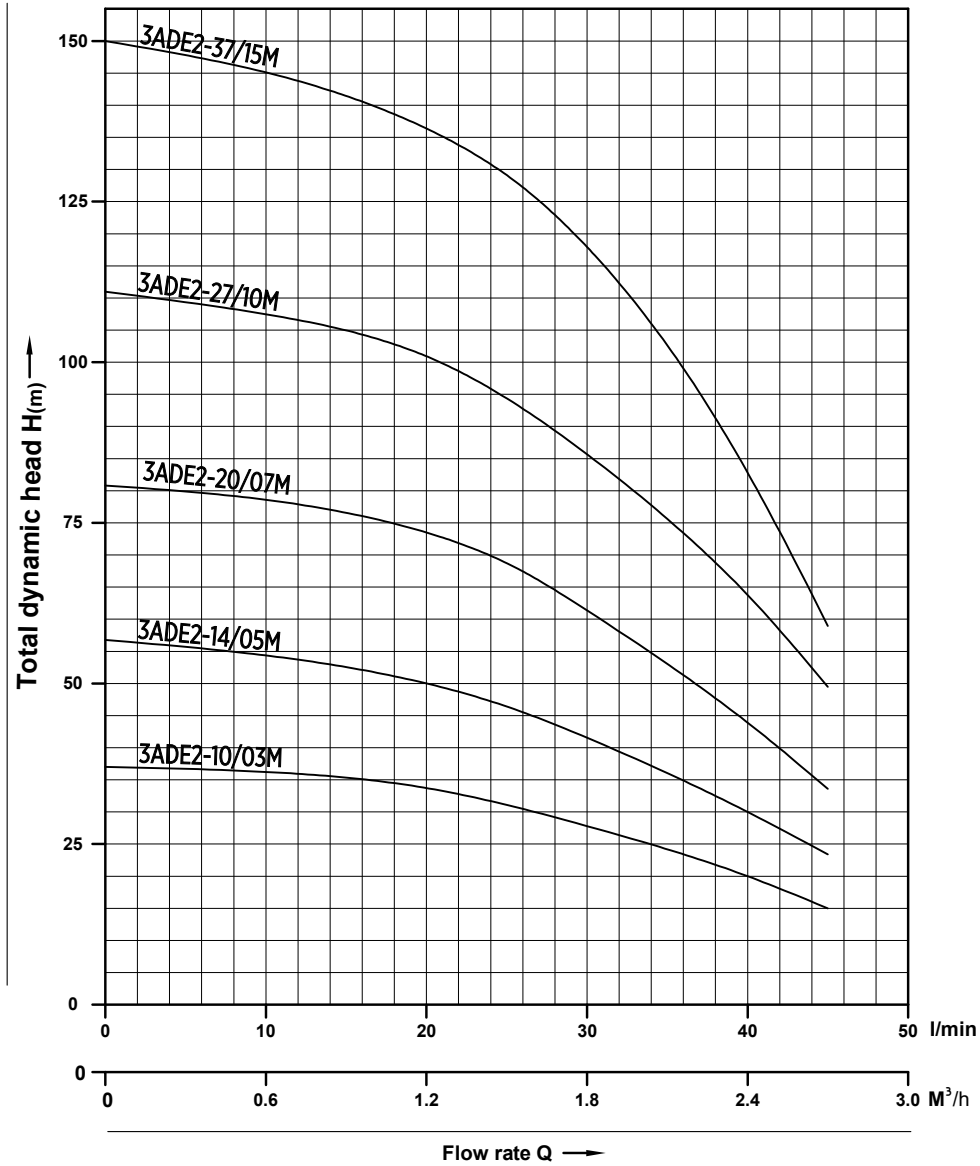
Components	Materials
<b>PUMP</b>	
Discharge Head	Cast Stainless Steel
Motor Bracket	Cast Stainless Steel
Check Valve	Plastic
Pump Shell	Stainless Steel
Cable Guard	Stainless Steel
Pump Shaft	Stainless Steel
Impeller	Thermoplastic
Diffuser	Thermoplastic
Strainer	Stainless Steel
<b>MOTOR</b>	
Motor Outer Shell	Stainless Steel
Motor Shaft	Stainless Steel

## PRODUCT IDENTIFICATION

3ADE---/w-M

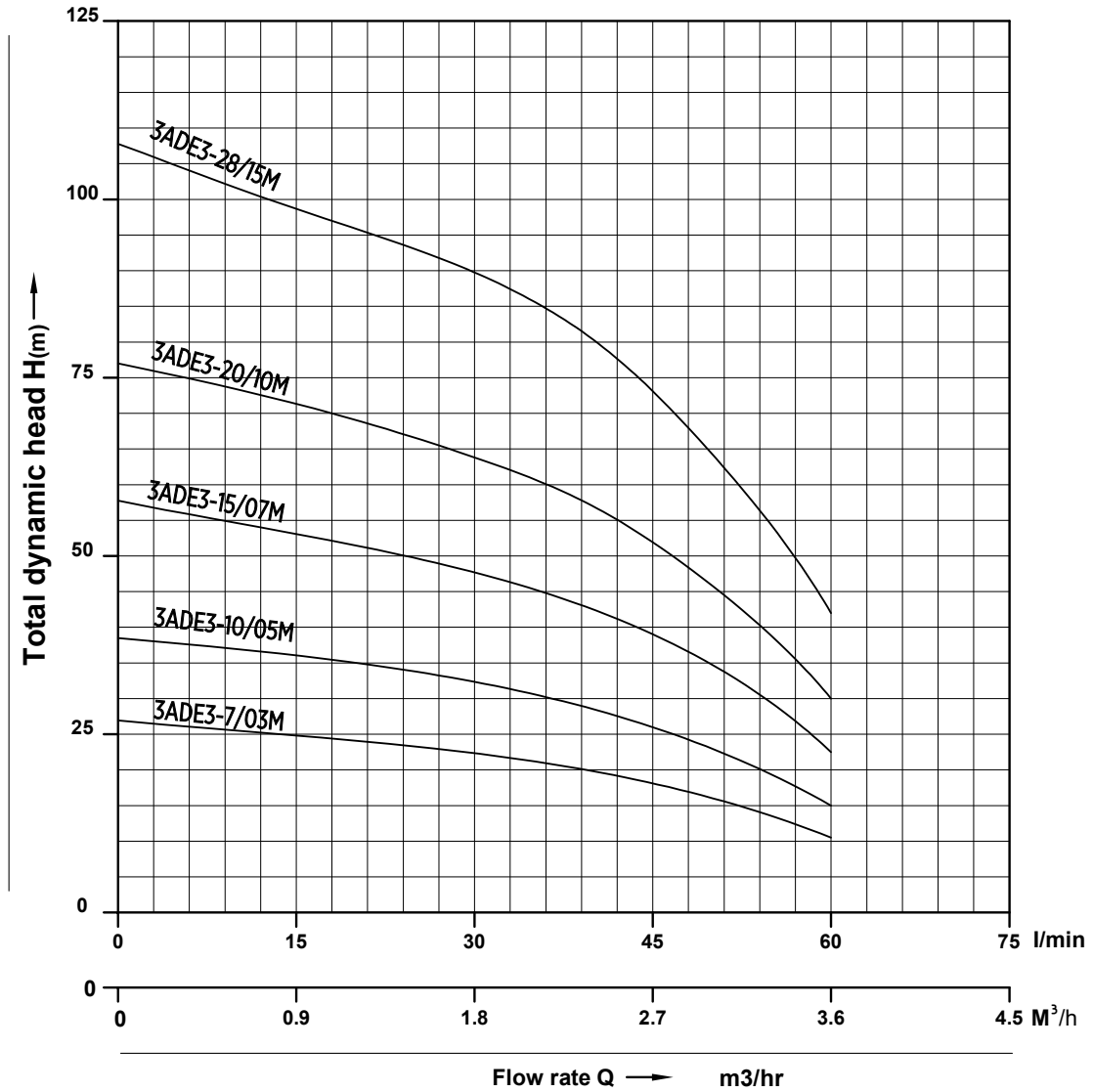


## PERFORMANCE CURVE 50Hz



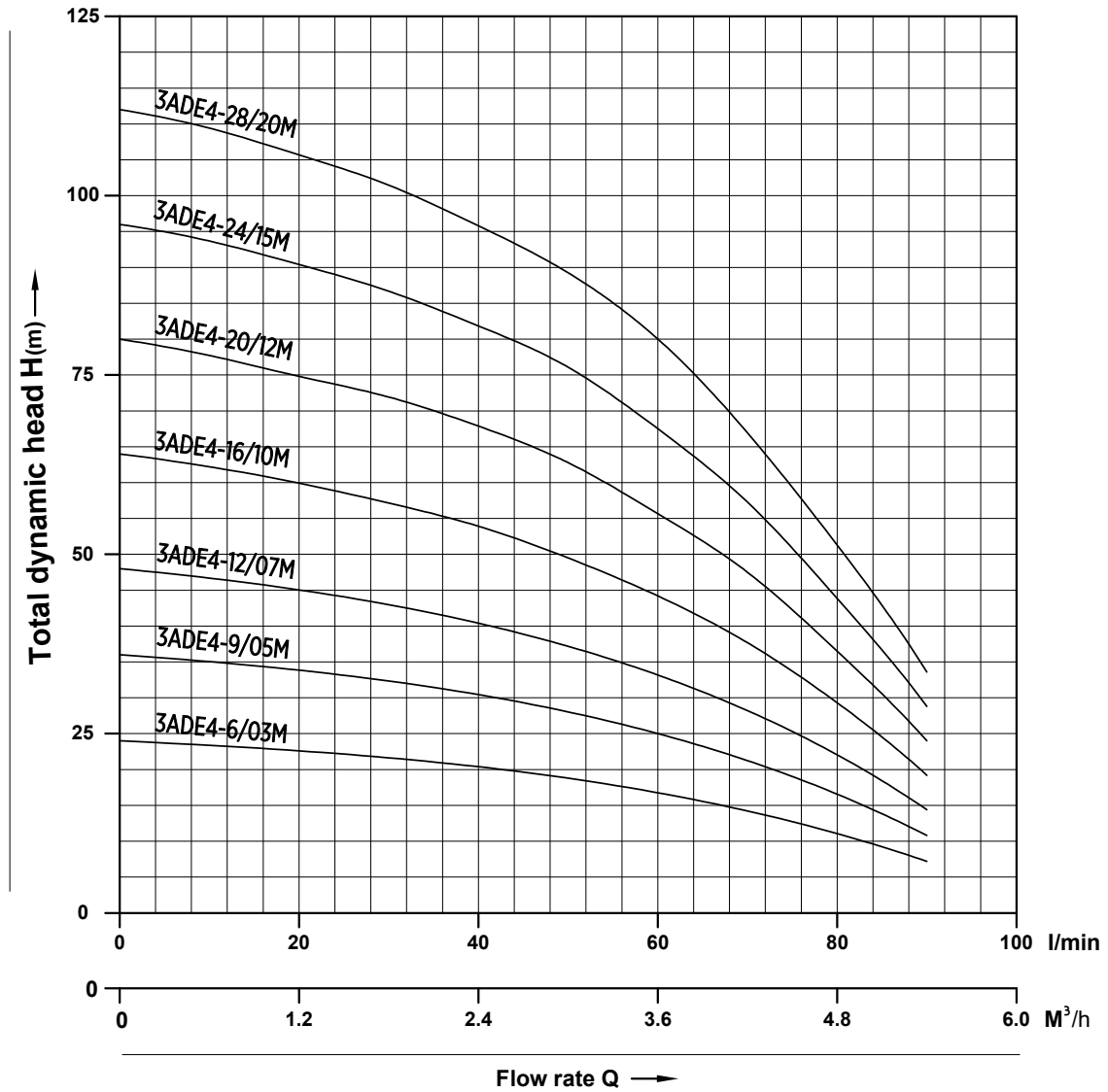
Model	Motor Power		DELIVERY $N \approx 2850r/min$											
	kW	HP	Q	$m^3/h$	0	0.3	0.6	0.9	1.2	1.5	1.8	2.1	2.4	2.7
				$l/min$	0	5	10	15	20	25	30	35	40	45
3ADE2-10/03M	0.25	0.35	H (m)	38	37	36	35	35	31	28	24	20	15	
3ADE2-14/05M	0.37	0.5		57	56	54	53	50	47	42	37	30	23	
3ADE2-20/07M	0.55	0.75		81	80	78	75	74	68	61	53	43	34	
3ADE2-27/10M	0.75	1		111	109	107	104	103	95	85	75	64	49	
3ADE2-37/15M	1.1	1.5		150	147	144	141	136	129	117	101	83	59	

## PERFORMANCE CURVE 50Hz



Model	Motor Power		DELIVERY $N \approx 2850r/min$														
	kW	HP	Q	$m^3/h$	0	0.3	0.6	0.9	1.2	1.5	1.8	2.1	2.4	2.7	3	3.3	3.6
				$l/min$	0	5	10	15	20	25	30	35	40	45	50	55	60
3ADE3-7/03M	0.25	0.35	H(m)	25	25	24	24	23	22	21	19	18	17	14	12	9	
3ADE3-10/05M	0.37	0.5		37	36	35	35	34	33	31	31	29	26	22	19	15	
3ADE3-15/07M	0.55	0.75		56	55	54	53	52	50	48	46	44	39	36	30	22	
3ADE3-20/10M	0.75	1		77	75	73	71	70	67	64	62	60	54	48	41	30	
3ADE3-28/15M	1.1	1.5		107	105	102	100	95	93	91	89	84	76	63	56	43	

## PERFORMANCE CURVE 50Hz



Model	Motor Power		DELIVERY $N \approx 2850r/min$											
	kW	HP	Q	$m^3/h$	0	0.6	1.2	1.8	2.4	3	3.6	4.2	4.8	5.4
				l/min	0	10	20	30	40	50	60	70	80	90
3ADE4-6/03M	0.25	0.35	H(m)		24	24	23	23	22	20	18	15	11	7
3ADE4-9/05M	0.37	0.5		36	35	34	34	32	30	26	22	17	8	
3ADE4-12/07M	0.55	0.75		48	47	46	46	44	41	36	30	23	13	
3ADE4-16/10M	0.75	1		64	63	62	61	59	55	49	41	32	18	
3ADE4-20/12M	0.92	1.25		80	79	78	76	73	68	61	51	40	23	
3ADE4-24/15M	1.1	1.5		96	94	93	91	86	80	71	60	46	29	
3ADE4-28/20M	1.5	2		112	111	110	107	103	96	85	74	55	34	

## WEIGHT & DIMENSION

Pump Model	Pump & Motor	
	Dimension (cm)	Weight (kg)
3ADE2-10/03M	78 x 11 x 11.5	8.30
3ADE2-14/05M	94 x 11 x 11.5	10.00
3ADE2-20/07M	113 x 11 x 11.5	10.96
3ADE2-27/10M	137 x 11 x 11.5	13.72
3ADE2-37/15M	171 x 11 x 11.5	17.22

Pump Model	Pump & Motor	
	Dimension (cm)	Weight (kg)
3ADE3-7/03M	74 x 11 x 11.5	7.90
3ADE3-10/05M	85 x 11 x 11.5	9.00
3ADE3-15/07M	105 x 11 x 11.5	11.30
3ADE3-20/10M	124 x 11 x 11.5	13.55
3ADE3-28/15M	156 x 11 x 11.5	16.85

Pump Model	Pump & Motor	
	Dimension (cm)	Weight (kg)
3ADE4-6/03M	74 x 11 x 11.5	7.68
3ADE4-9/05M	86 x 11 x 11.5	9.18
3ADE4-12/07M	102 x 11 x 11.5	11.16
3ADE4-16/10M	120 x 11 x 11.5	13.32
3ADE4-20/12M	134 x 11 x 11.5	14.62
3ADE4-24/15M	154 x 11 x 11.5	16.66
3ADE4-28/20M	172 x 11 x 11.5	18.90





COVERCO is a long recognized Italian manufacturer of high quality submersible motors with more than 50 years of experience in the industry. FRANKLIN ELECTRIC acquired COVERCO in year 2002, further strengthening COVERCO R&D capability, production capacity, sales and service networks, delivering expanded product portfolio around the globe.

Franklin Electric (SEA) Pte Ltd

ASEAN|Bangladesh|Pakistan|Sri Lanka

17 Changi Business Park Central 1 | #06-05 Honeywell Building | Singapore 486073

Phone. +65 6789 6865 - Fax. +65 6789 0155



[www.franklinwatersea.com](http://www.franklinwatersea.com)

